




Nursery	Session 1	Session 2						
Monday	<p>Here is a simple number game to play called pumpkin pie: Start at 0 and take it in turns to say the next number until the number 10. Once 10 is reached, the next player says pumpkin and the next player pie - whoever says pie is out! Variations: Count forwards to 20; Count backwards from 10; Roll a dice and count up to the number. Point out numbers on a number line if needed.</p> <p>Make a number line by cutting out a long strip of card or paper about 28 cm long and 4 cm deep. Write numbers 0-10 evenly spaced along the strip.</p>	<p>Our nursery core books are Hairy Maclary, You Choose, Dear Zoo, Come on, Daisy! The very hungry caterpillar, We're going on a bear hunt, Each peach pear plum, Jasper's bean stalk, Brown bear, brown bear what do you see? We read and take part in activities based on the stories for a week at a time, so the children really know the stories well.</p> <p>Follow this link to the Very Hungry Caterpillar <a href="https://www.youtube.com/watch?v=eXHScpo_Vv8">https://www.youtube.com/watch?v=eXHScpo_Vv8</a></p>						
Tuesday	<p>Play throwing and catching games inside or out. Try throwing underarm and overarm. See how many goals you can score throwing into a bucket.</p> <p>Show your child how to keep a tally of the score using a stroke to represent each goal. Try using pieces of net curtain or other fabric if your child is just learning to catch-they will move slower so easier to catch.</p>	<p>Rainbow writing- write your child's name so it fills an A4 piece of paper. Sound out any of the letters your child recognises. Your child can write over your writing in different colours or paint over the letters with glue and sprinkle over glitter, sand, flour etc.</p>						
Wednesday	<p>Maths games to help with recognising numbers and counting. Each player has a 3 x 2 grid consisting of numbers 1 - 6. Take turns to roll a dice and cover the number rolled with a counter. Alternatively share a grid and each player has their own colour counter. The winner being the player with the most numbers covered after a set time.</p> <table border="1" data-bbox="495 1086 779 1161"> <tbody> <tr> <td>2</td><td>1</td><td>4</td></tr> <tr> <td>5</td><td>6</td><td>3</td></tr> </tbody> </table>	2	1	4	5	6	3	<p>Making a paper chain caterpillar. Cut out 5 or six long strips of paper. the strips first strip edges to next strip the short you are</p>  <p>You might want to decorate before you join. Take the and join it along the short make a circle. Thread the through and join it along edge-keeping going until happy with the length. You can draw on a face or cut out strips to make feelers.</p>
2	1	4						
5	6	3						
Thursday	<p>Sharing rhymes and making up silly rhymes is a great way to help your child get ready for reading. Here is a link to nursery rhymes we share at school.</p> <p><a href="https://www.bbc.co.uk/teach/school-radio/nursery-rhymes-a-to-z-index/z4ddgwx">https://www.bbc.co.uk/teach/school-radio/nursery-rhymes-a-to-z-index/z4ddgwx</a></p> <p>Can you make up some silly rhymes for your families' names? The words don't have to be real words- just rhyme!</p>	<p>More maths games: Stand at a distance from your child/children. When your child asks 'What's the time...' say a time and hold up a number written on a card. Your child takes the correct number of steps and counts aloud as they go. They then ask the question again. If Mr Wolf calls out "Dinner time!" then your child runs back to the beginning.</p>						

Friday	<p>Make a fruit salad for a Hungry Caterpillar- chop and slice with your child whatever fruit you have to hand. Talk about halving, count how many slices you can make- if you have 1 slice of banana one more will make? What shapes have you made chopping the fruit?</p>	<p>Watch the life cycle of a butterfly.  <a href="https://www.youtube.com/watch?v=mQOFh1exp3A">https://www.youtube.com/watch?v=mQOFh1exp3A</a></p> <p>Can you draw a picture of a beautiful butterfly?          Can you draw each stage in the lifecycle from the egg to the butterfly?</p>
--------	---	---

Monday	 <p>Make a caterpillar puppet by either using bun cases or cutting out circles and colouring green for the body with a red head. Draw a face and cut out feelers. Make 2 holes in the body.</p>	<p><a href="https://www.bbc.co.uk/iplayer/episode/m000t2vb/numberblocks-series-5-now-you-see-us">https://www.bbc.co.uk/iplayer/episode/m000t2vb/numberblocks-series-5-now-you-see-us</a></p> <p>Try writing numbers in sand or flour- you can use a stick as a magic wand, or a big paintbrush dipped in water. Watch this Numberblocks episode about writing numbers.</p>
Tuesday	 <p><b>Big and</b> little- get together some toys to measure, things for measuring e.g., tape measures, string, tape, rulers, Duplo blocks, paper and have a go at measuring and drawing around the toys. We put a big toys in the yellow box and little toys in the basket</p>	<p>Each Peach Pear Plum by Allan and Janet Ahlberg          To listen to another of our core books follow this link:  <a href="https://www.youtube.com/watch?v=Oyt50ZoM3G8">https://www.youtube.com/watch?v=Oyt50ZoM3G8</a></p> <p>Read along and see who you can spot.          There are clues on each page telling you who is going to appear next in the story- Can you spot the clues?</p>

Wednesday	<p>Play some listening and sound recognition games at the phonics play website:</p> <p><a href="https://www.phonicsplay.co.uk/resources/phase/1/welcome-to-the-zoo">https://www.phonicsplay.co.uk/resources/phase/1/welcome-to-the-zoo</a></p>	<p>Did you spot the three bears when reading Each Peach Pear Plum? Can you find 3 teddies, 3 spoons and 3 bowls and have a go at retelling the story of Goldilocks and the three bears. See if you can find big, medium, and little bears, spoons and bowls.</p>
Thursday	<p>Start the morning with jumpstart Jonny and Freeze!</p> <p><a href="https://www.jumpstartjonny.co.uk/home">https://www.jumpstartjonny.co.uk/home</a></p>	<p>Silly soup - you will need a mixing bowl and a spoon. Find a few objects that begin with the same sound e.g., dinosaur, dog, doll, Duplo and add the ingredients one by one- in goes the dog...in goes the doll...</p>
Friday	<p>Practise scissors skills by drawing loops, zig zags, circles etc on an A4 sized piece of paper which your child can then cut around. If you have any old catalogues e.g., from Argos or Lidl make a collage of favourites by cutting out and sticking chosen pictures.</p>	<p>Watch or read Jasper's beanstalk together</p> <p><a href="https://www.youtube.com/watch?v=jemrWJX7xJo">https://www.youtube.com/watch?v=jemrWJX7xJo</a></p> <p>Can you talk about things you do on different days of the week?</p>